
























# Contents

Our Spring Fair Program	p. 1
Springtime Song	p. 3
<b>Spring Fair Rules</b>	<b>p.4</b>
Spring Fair Groups	p.5
Dance it Down	p.6
Fairy Bread Fiesta	p.9
Catwalk Capers	p.12
Spring Fair Chatter	p.15
My Feelings	p.16

# Our Spring Fair Program

<u>When?</u>	<u>What?</u>	<u>Where?</u>	<u>Who?</u>
<u>8:00am – 8:30am</u> 	<u>Let's get started!</u> λ Greetings λ Spring Fair Fun λ Springtime Song	<u>Assembly Hall</u> 	<u>Everybody</u> 
<u>8:30am – 9:00am</u> 	<u>Let's get busy!</u> λ Spring Fair Rules! λ Spring Fair Groups. λ Spring Fair Program 	<u>Assembly Hall</u> 	<u>Everybody</u> λ Ladybirds λ Bumble Bees λ Grasshoppers λ Butterflies λ Dragonflies λ Sunflowers λ Daisies λ Tulips
<u>9:00am – 10:00am</u> 	<u>Dance it Down!</u> 	<u>Assembly Hall</u> 	<u>Everybody.</u> 
<u>10:00am – 10:15am</u>	<u>Take a break!</u> <i>Chat in English!</i>	<u>Out and about</u> <u>on the 4<sup>th</sup> floor.</u>	<u>Everybody..</u>
<u>10:15am – 11:15am</u> 	<u>Fairy Bread Fiesta</u> 	<u>Canteen</u> 	<u>Everybody.</u> 
<u>11:15am – 12:15pm</u> 	<u>Catwalk Capers</u> 	λ Ladybirds – 4A λ Bumble Bees – 4B λ Grasshoppers – 4C λ Butterflies – 4D λ Dragonflies – 5A λ Sunflowers – 5B λ Daisies – 5C λ Tulips – 5D	<u>Everybody</u> 
<u>12:15pm – 1:00pm</u> 	<u>Party Time!</u> λ Fashion λ Fun λ Chat-Food 	<u>Assembly Hall</u> 	<u>Everybody</u> 

# Springtime

Tune: "The Muffin Man"

Springtime is a happy time,  
A happy time, a happy time,  
Springtime is a happy time,  
Ha, ha, ha, ha, haa!

Springtime is a singing time,  
A singing time, a singing time,  
Springtime is a singing time,  
Tra, la, la, la, laa!

Springtime is a party time,  
A party time, a party time,  
Springtime is a party time,  
Hurrah, hurrah, hurrah!

***Yeah!***

## Spring Fair Rules

- ♣ Speak in English.
- ♣ Listen carefully.
- ♣ Walk. Don't run.
- ♣ Think of others. Walk quietly.
- ♣ Be polite and friendly.
- ♣ Be clean and healthy.
- ♣ Wash hands carefully before food.
- ♣ Foll0w all instructions promptly.
- ♣ Help each other and work together.
- ♣ Try your best.
- ♣ Have fun.






# Groups




Group	Who?	Room
λ Ladybirds	<b>4A ( 1-21 )</b>	<b>4A</b>
λ Bumble Bees	<b>4B ( 1-21 )</b>	<b>4B</b>
λ Grasshoppers	<b>4C ( 1-19 )</b>	<b>4C</b>
λ Butterflies	<b>4D ( 1-19 )</b>	<b>4D</b>
λ Dragonflies	<b>4A ( 22-41 )</b>	<b>5A</b>
λ Sunflowers	<b>4B ( 22-41 )</b>	<b>5B</b>
λ Daisies	<b>4C ( 20-38 )</b>	<b>5C</b>
λ Tulips	<b>4D ( 20-39 )</b>	<b>5D</b>

# DanceTalk


Make a circle.



Make two straight lines.



Bow to your partner.



Face your partner and  
hold hands.



## Dance it Down

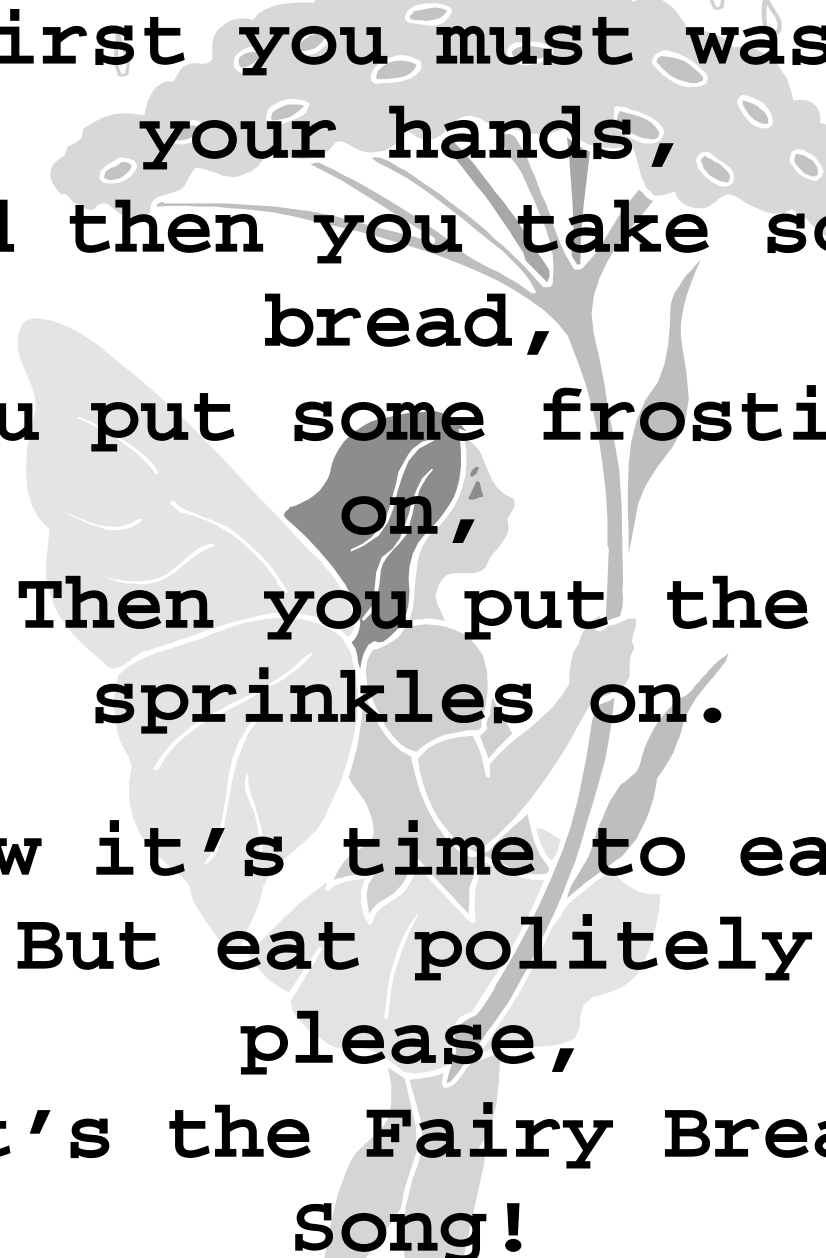
Steps	Illustrations
1. Form a group of 10.	
2. Hold hands and make a circle.	
3. Face into the centre and step forward.	
4. Hold hands and step backwards.	
5. Slide to the left and then slide to the right.	
6. Make two straight lines and face your partner.	X X X X X X X X X X



7. Step forward and bow to your partner.	
8. Step backwards.	
9. Link arms with your partner and turn around.	
10. The first pair holds arms up and slides.	
11. The rest of the pairs hold hands and go through the archway.	
12. Repeat steps 1-11.	

# The Fairy Bread Song

Tune: Hokey Pokey



First you must wash  
your hands,  
And then you take some  
bread,  
You put some frosting  
on,  
Then you put the  
sprinkles on.  
Now it's time to eat,  
But eat politely  
please,  
It's the Fairy Bread  
Song!

Oh eat your Fairy  
Bread,

Oh eat your Fairy  
Bread,

Oh eat your Fairy  
Bread,

It's the Fairy Bread  
Song!

Yum!

Let's make some fairy bread.




First:  
Wash your hands.




What do we need?

1. Some bread.



2. Some frosting.




3. Some sprinkles.



## How do we do it?

1. Put the frosting on the bread.




2. Put the sprinkles on the frosting.



Now?


Let's eat, but please eat politely.

"Mm, this fairy bread, is delicious. Yum!"




# Catwalk Capers

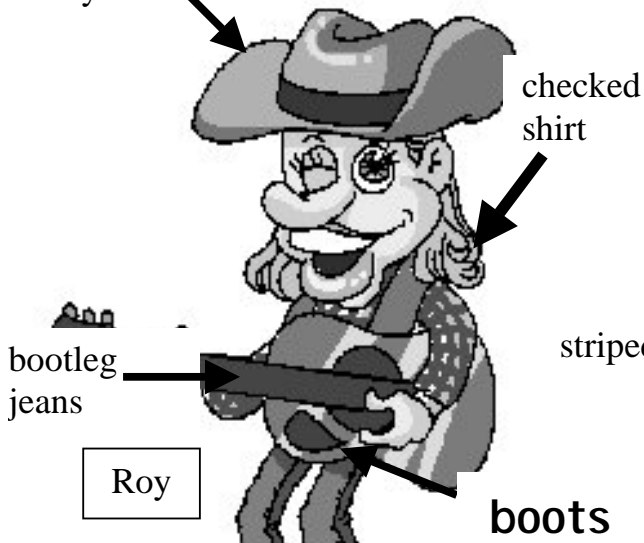
.In




.Ja



cowboy hat



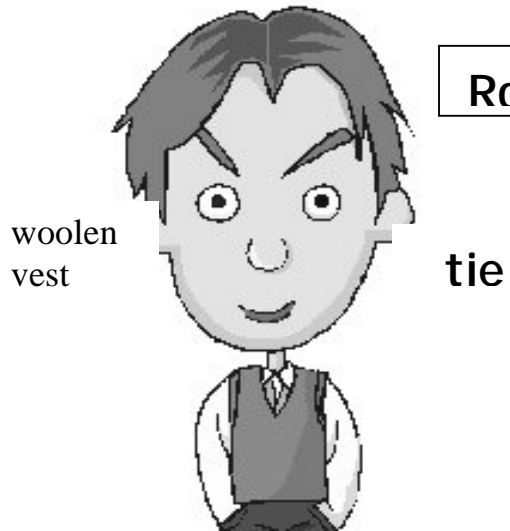
Martin



Igor



Rob



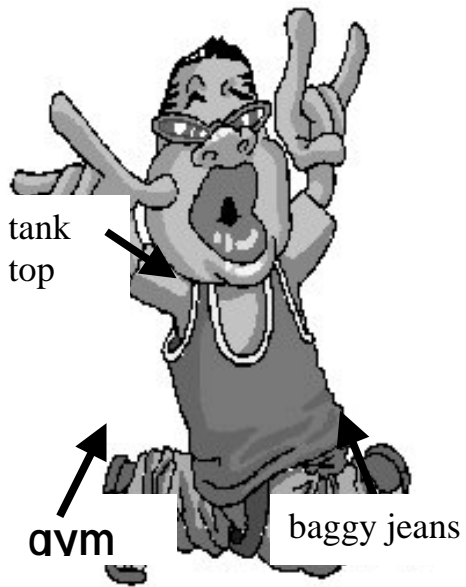
tuxedo →

shiny black shoes

trouse →

business shirt

Leon



Sarah and Bob



# Catwalk Talk

Jack looks cool in his green woolen beanie.

His orange sweater matches his orange and brown track pants perfectly.

He is also wearing sporty green gym shoes.


\_\_\_\_\_ looks {cool/ comfortable/ trendy/  
beautiful/ smart/ handsome} in his/her \_\_\_\_\_.

His/Her \_\_\_\_\_ matches his/her \_\_\_\_\_  
perfectly.

She/He is also

wearing\_\_\_\_\_.





Group : \_\_\_\_\_

---

---

---

---

---


---

---



## Spring Fair Chatter

Hello, good morning. What a lovely day!  
My name is Fairy Blossom.



Hi  
Fairy Blossom, I'm Petal. Yes, it is a  
beautiful day and I feel happy.



Do you like the springtime?



Yes, it's my favourite season. I like to see the  
pretty flowers.



We like playing in the park in springtime.  
We can hear the little birds singing.



Do you like my umbrella?

I need an umbrella for the spring rain.



Yes. It's very pretty. What's your favourite  
colour?



I love pink. I have pink wings, a pink dress,  
pink shoes and a pink bed to sleep in.



Let's play a game. What do you like  
play



Seek.



I like playing Hide and

Hey, come on! Let's go and talk  
to our teachers.

