

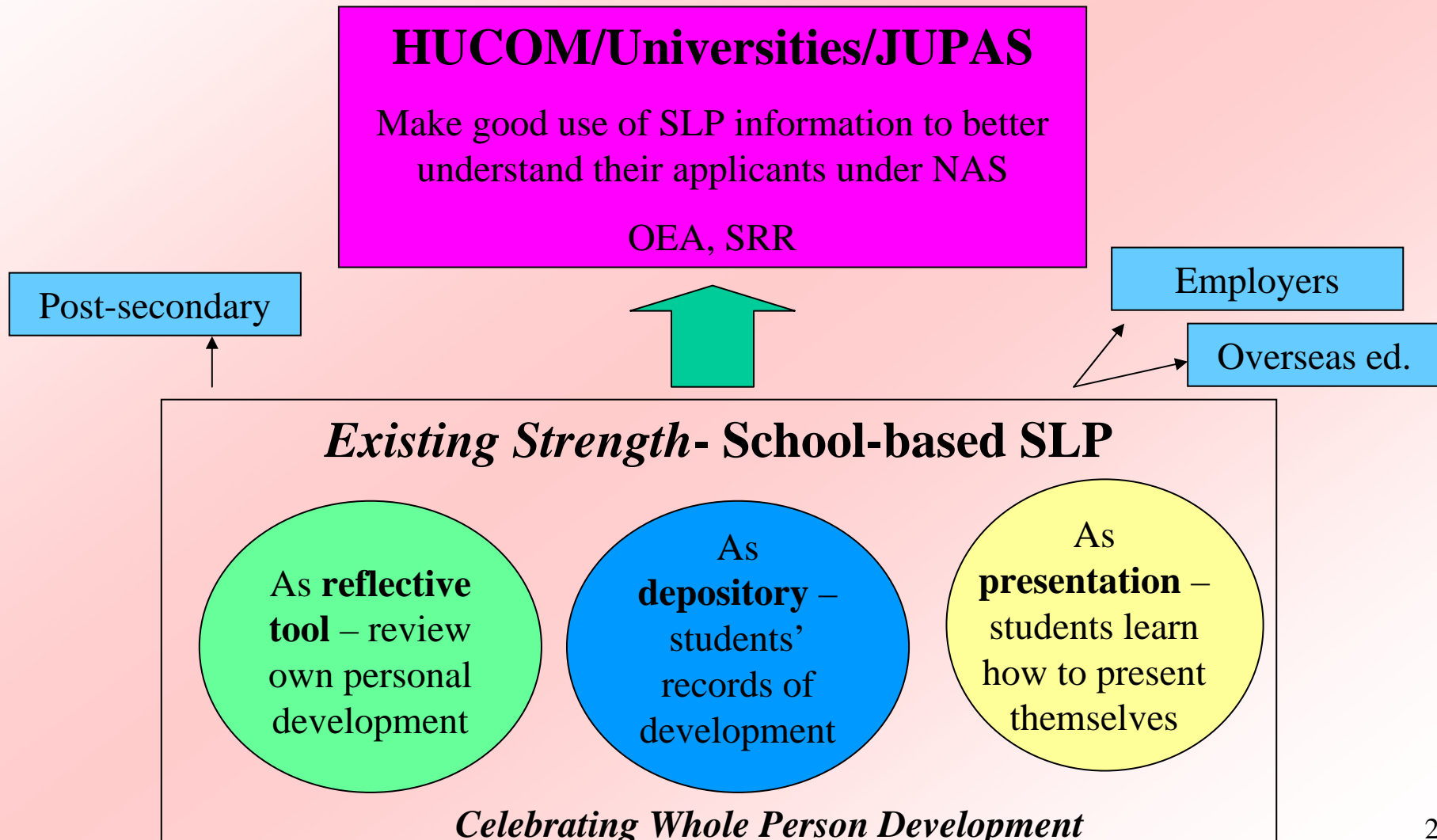
Sharing: *from School-based SLP to OEA/SRR*



Building on existing strengths

**Stephen Yip
Education Bureau**

Background: *Building on existing school-based SLP*



Focus Group Interviews on 2 June:

Summary findings



Management Level

- **1** management staff oversee the whole process (e.g. VP); **reshuffling** manpower as appropriate
- **2** ‘maps’ – “System map” & “Road map” towards submission
- **3** strands of data –
 - I. OEA activity data;
 - II. Write-up of Additional Info;
 - III. SRR info
- **4** key players: Career teachers, Class teachers, IT experts, OLE co-ordinators – training and briefing
- **Alternative plan(s)** drawn out



Focus Group Interviews on 2 June



Technical Level:

- Identify the ‘right’ people to be in-charge;
- Understand own system (e.g. WebSAMS, eClass, My IT School) details of uploading to JUPAS;
- Work out the details & feasibility of proposed alternative plan(s) (e.g. non-electronic means, direct entry to JUPAS interface, uploading OEA in excel files direct to JUPAS)
- Plan for preliminary sorting in Sept; early submission (Nov/ Dec – OEA);


Focus Group Interviews on 2 June



Student/ Student Learning Level:

- Students' positive **understanding and attitude** are key of success; Communication strategy;
- Try seizing opportunities to enable students to **learn how to present** themselves – essential life skills (e.g. making resume approach, language)
- Facilitate students to make **informed choice** – incl. course information

Road Map of OEA – an example



Jul-Aug

Teachers and students learn about JUPAS 2012 Operations

Jul-Aug

SLP info ready

Alternative plans

Oct-Feb

Extract relevant SLP information for students' selection for preparing 20 (or less) OEA items using existing school-based SLP system

Extract self-accounts for students' reference for preparing the additional information

Upload on JUPAS interface

Confirm by schools and students

Uploading by school (School-based system)

I
Prepare JUPAS OEA using JUPAS templates for students' selection

Activity mapping and prepare students' file by clerical support

Clerical support to prepare the final file

Upload on JUPAS interface

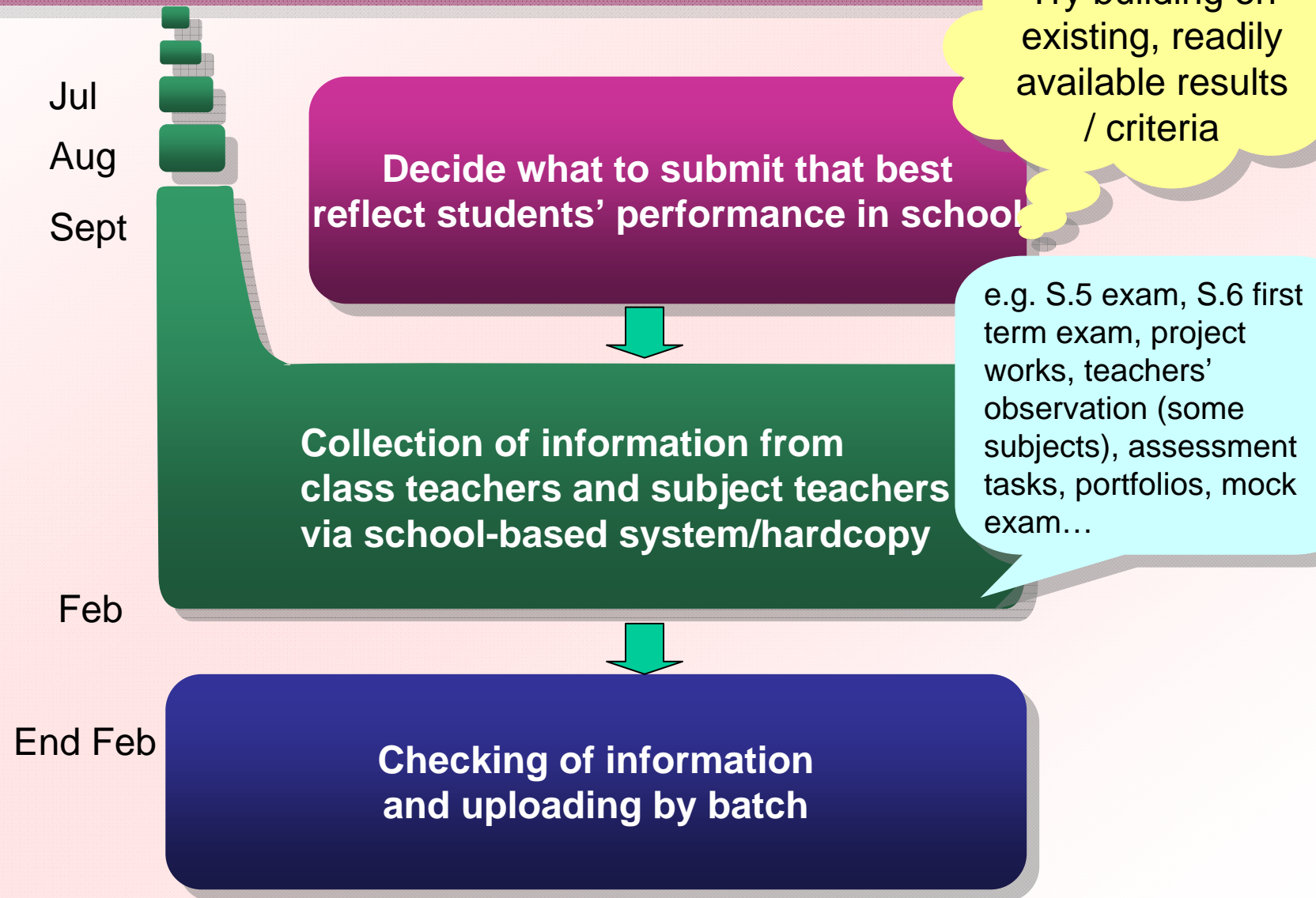

Uploading by school (JUPAS templates)

II
Students prepare own data on JUPAS online interface

Verification and confirmation by school

Direct entry by applicants

Road map of SRR – A school example



Some features in WebSAMS for supporting “uploading by school”



- Students could access their own data (OEA)
- Activity mapping is available (OEA)
- Can submit by batches (OEA)
- Provide function to work out the percentiles (SRR)

**Systemic view
in a school**



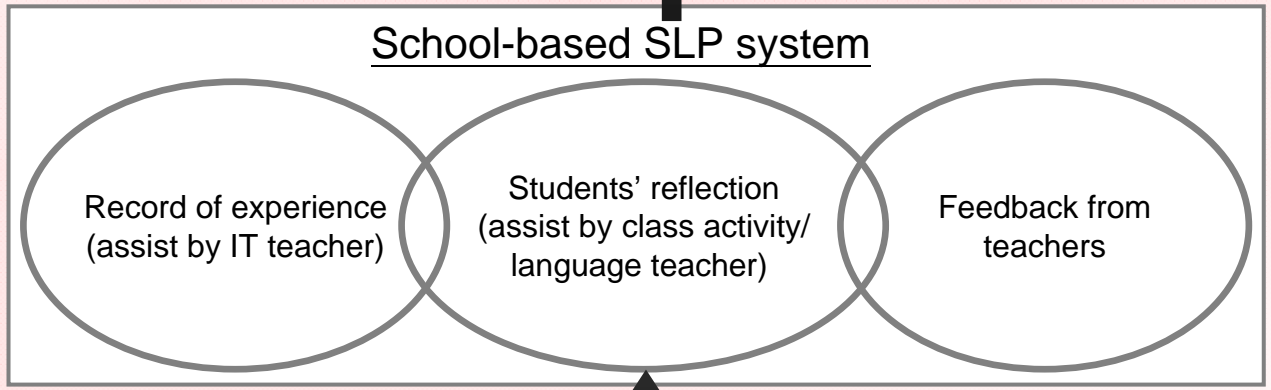
JUPAS Application

OEA
Info. student/ class teacher/ career teacher

SRR
class teacher/ academic committee

SLP report
OLE/SLP committee

SLP information



Student class teacher OLE Activity teachers career teacher I.T. teacher Student academic committee subject teachers


S6
S5
S4
·
·
S1

Roles of Class teachers



- Continue providing guidance to their students
- Work with career teachers (as resource persons) in students' academic / career planning
- Provide advice on OEA activity selection and write up self-account/additional information in the preparation of SLP and JUPAS OEA information

Some reflection from schools...



- *“Simple is beauty; Minimum is fine...”*
- *“It is okay to play healthy skepticism on IT system...”*
- *“Procedures that involve hard copies are not bad ideas...”*
- *“Primitive means maybe good enough for the first time...”*
- *“Having alternative plans is normal in modern practice....”*

Support measures



- From JUPAS
 - General enquiry line: some general enquiries may be directed to EDB and HKACMGM as required
 - Trial on JUPAS online interface from mid-June to mid-July 2011
- Back up from EDB
 - A school sharing seminar on school-based practical management and arrangement to submit JUPAS information (OEA and SRR) for NAS cohort on **25 June** (for school leaders)
 - ‘Preparing Students for Successful Transition workshop’ from March to July 2011 by HKACMGM
 - Tentative school plans on SLP/ JUPAS submission - website: (www.edb.gov.hk/cd/slp)
 - WebSAMS workshops from Aug to Sept 2011
 - Technical enquiry on WebSAMS SLP Module - respective liaison officer from EDB’s SIM section
- Back up from HKACMGM
 - ‘Preparing Students for Successful Transition workshop’ from March to July 2011 by HKACMGM
 - Transition website at <http://www.transition.hkacmgm.org>
 - Liaison with My IT School & eClass if necessary

Enquiry



- JUPAS* (general): 2859 2274
- WebSAMS: 3125 8510 or respective School Liaison Officer
- eClass: 3913 3133
- MyIT-school: 2950 4174

* some general enquiries may be directed to EDB and HKACMGM as required