
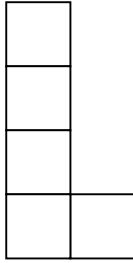
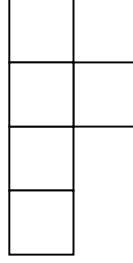
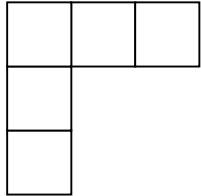
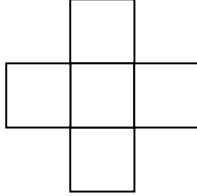
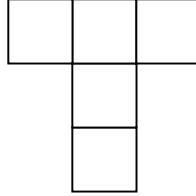
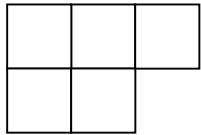
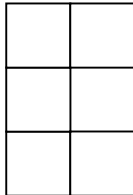
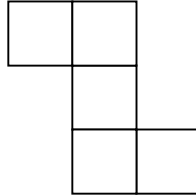
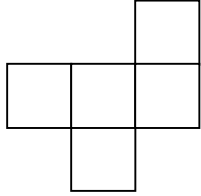
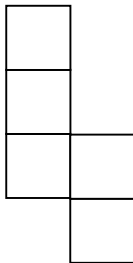
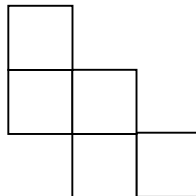



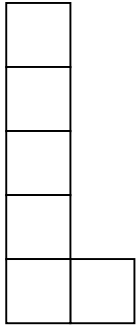
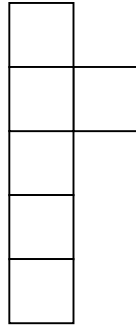
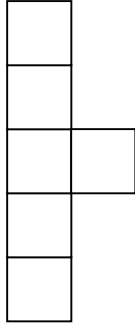
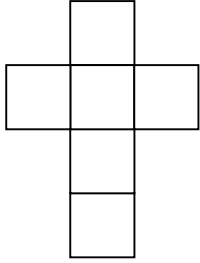
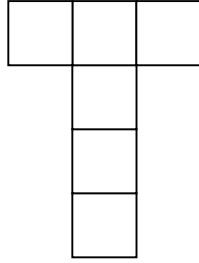
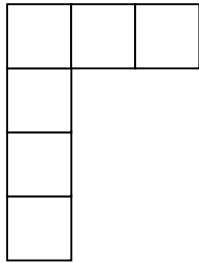
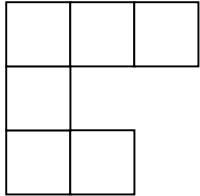
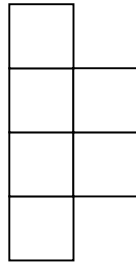
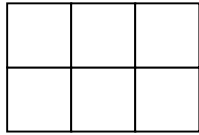
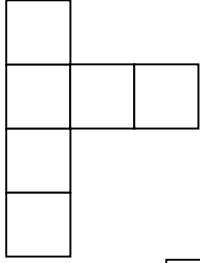
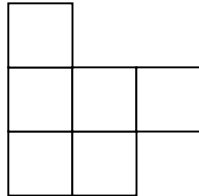
## 拼拼看 (一)

觀察以下的展開圖，看看哪個能摺合成無蓋的正方體盒，並在  內加‘✓’。

<p>1.</p>  <input type="checkbox"/>	<p>2.</p>  <input type="checkbox"/>	<p>3.</p>  <input type="checkbox"/>
<p>4.</p>  <input type="checkbox"/>	<p>5.</p>  <input type="checkbox"/>	<p>6.</p>  <input type="checkbox"/>
<p>7.</p>  <input type="checkbox"/>	<p>8.</p>  <input type="checkbox"/>	<p>9.</p>  <input type="checkbox"/>
<p>10.</p>  <input type="checkbox"/>	<p>11.</p>  <input type="checkbox"/>	<p>12.</p>  <input type="checkbox"/>

## 拼拼看 (二)

觀察以下的展開圖，看看哪個能摺合成有蓋的正方體盒，並在  內加‘✓’。

<p>1.</p>  <input type="checkbox"/>	<p>2.</p>  <input type="checkbox"/>	<p>3.</p>  <input type="checkbox"/>
<p>4.</p>  <input type="checkbox"/>	<p>5.</p>  <input type="checkbox"/>	<p>6.</p>  <input type="checkbox"/>
<p>7.</p>  <input type="checkbox"/>	<p>8.</p>  <input type="checkbox"/>	<p>9.</p>  <input type="checkbox"/>
<p>10.</p>  <input type="checkbox"/>	<p>11.</p>  <input type="checkbox"/>	<p>12.</p>  <input type="checkbox"/>